

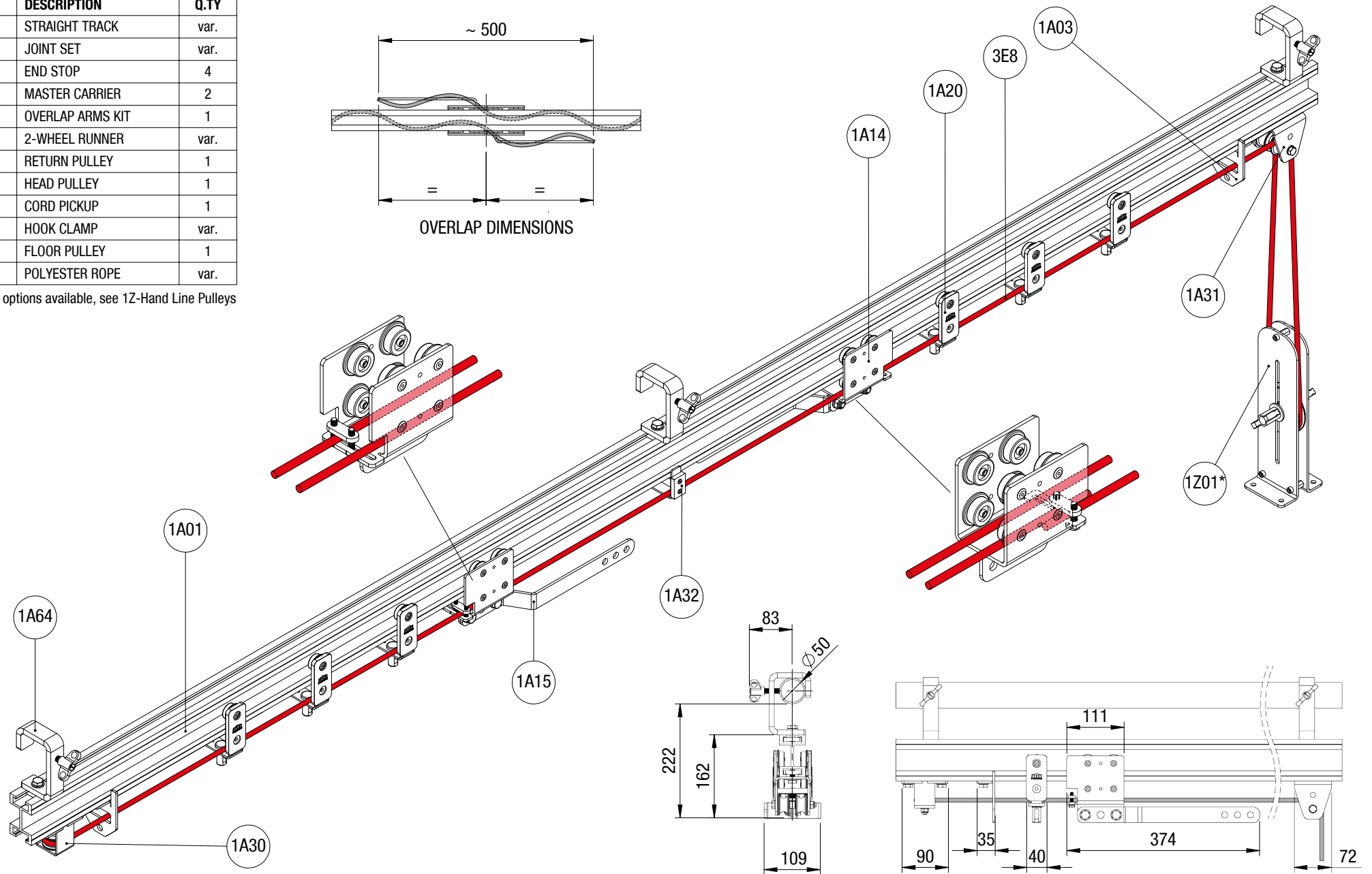
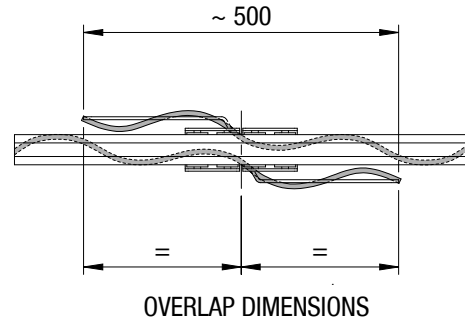
GENERAL NOTES:

- The following models illustrate some typical configurations of the ATLAS system operated by hand line (rope). The models also show some views which indicate the overall dimensions of the batten mounted system.
- Some elements (joints and fixing part for example) may have been omitted from the drawing for sake of clarity
- Other installations/operating options are possible as an alternative to the models shown
- Customized solutions can be developed to suit particular needs.

For more information, please contact our technical department.

CODE	DESCRIPTION	Q.TY
1A01	STRAIGHT TRACK	var.
1A02	JOINT SET	var.
1A03	END STOP	4
1A14	MASTER CARRIER	2
1A15	OVERLAP ARMS KIT	1
1A20	2-WHEEL RUNNER	var.
1A30	RETURN PULLEY	1
1A31	HEAD PULLEY	1
1A32	CORD PICKUP	1
1A64	HOOK CLAMP	var.
1Z01*	FLOOR PULLEY	1
3E8	POLYESTER ROPE	var.

*other options available, see 1Z-Hand Line Pulleys



© PERONI S.P.A. COPYRIGHT
THIS DRAWING REMAINS THE PROPERTY OF PERONI S.P.A.
AND MAY NOT BE COPIED OR REPRODUCED IN WHOLE OR IN PART
WITHOUT PRIOR WRITTEN APPROVAL FROM THIS COMPANY.



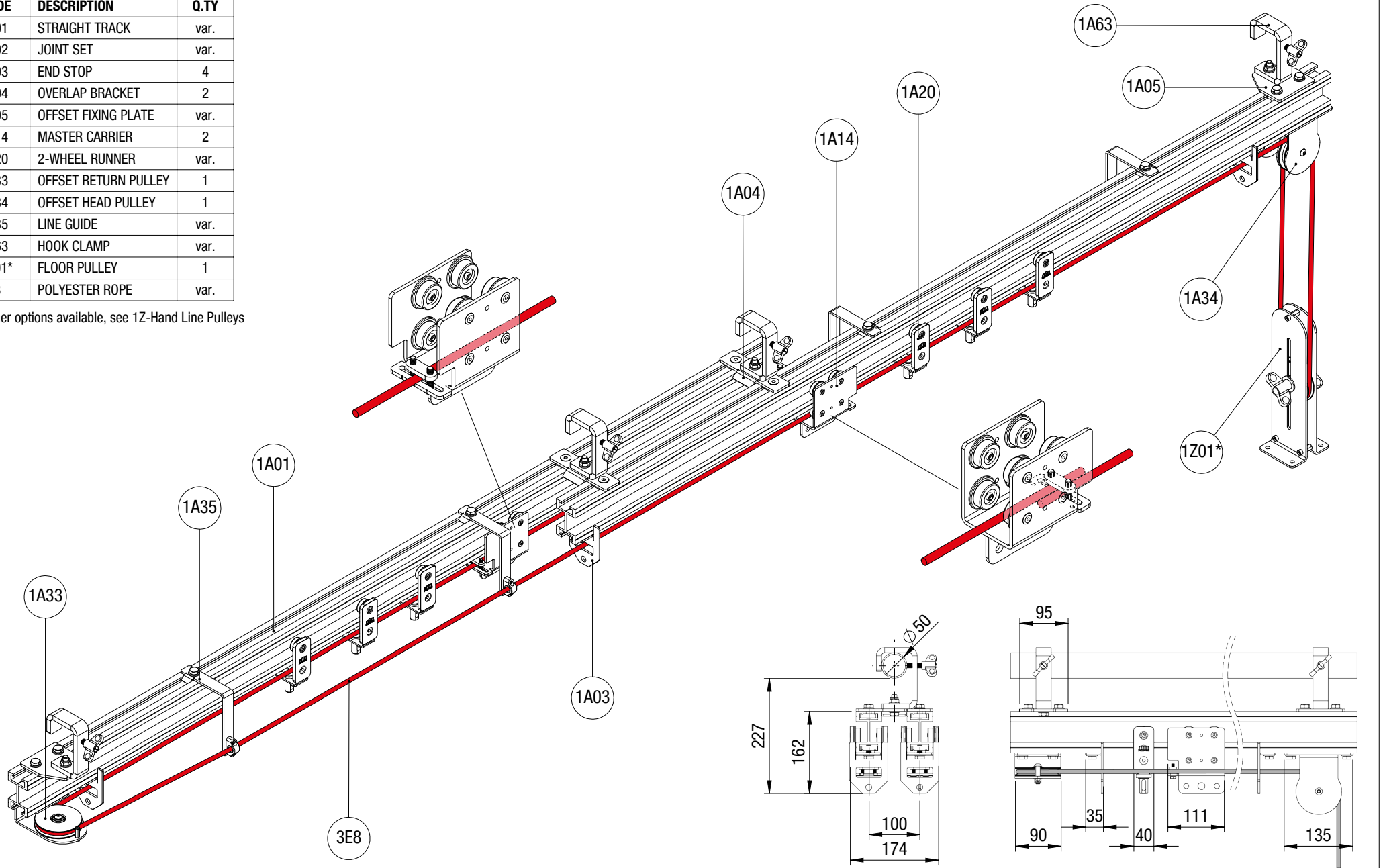
PERONI S.P.A.
VIA MONTE LEONE, 93
21013 GALLARATE (VA) - ITALIA
www.peroni.com

TITLE
STRAIGHT SINGLE TRACK, OVERLAP WITH ARMS
BOTTOM CORD SETUP, MANUAL OPERATION

SERIES	DRAWING NUMBER	REV.
ATLAS	01	03

CODE	DESCRIPTION	Q.TY
1A01	STRAIGHT TRACK	var.
1A02	JOINT SET	var.
1A03	END STOP	4
1A04	OVERLAP BRACKET	2
1A05	OFFSET FIXING PLATE	var.
1A14	MASTER CARRIER	2
1A20	2-WHEEL RUNNER	var.
1A33	OFFSET RETURN PULLEY	1
1A34	OFFSET HEAD PULLEY	1
1A35	LINE GUIDE	var.
1A63	HOOK CLAMP	var.
1Z01*	FLOOR PULLEY	1
3E8	POLYESTER ROPE	var.

*other options available, see 1Z-Hand Line Pulleys



© PERONI S.P.A. COPYRIGHT
 THIS DRAWING REMAINS THE PROPERTY OF PERONI S.P.A.
 AND MAY NOT BE COPIED OR REPRODUCED IN WHOLE OR IN PART
 WITHOUT PRIOR WRITTEN APPROVAL FROM THIS COMPANY.



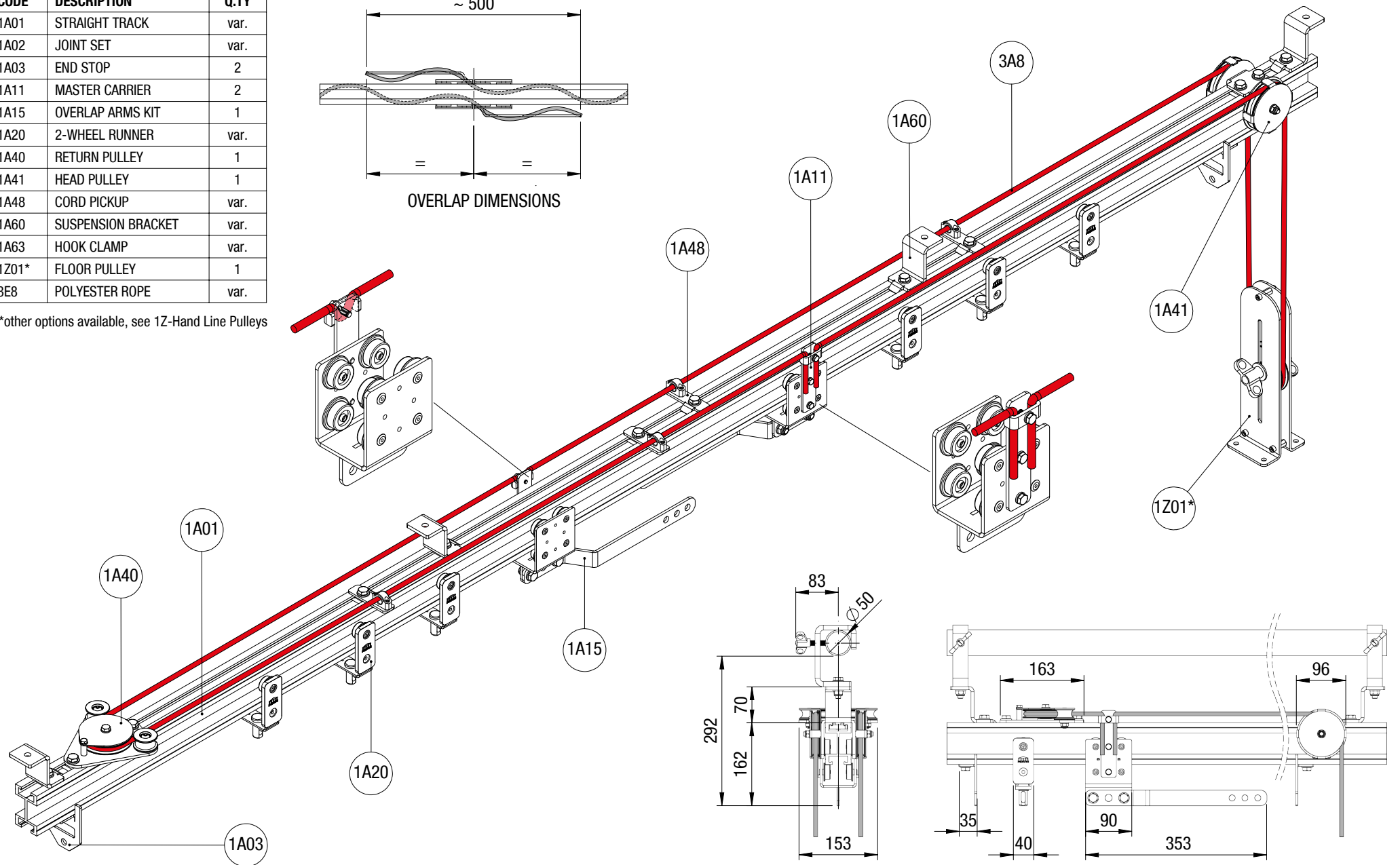
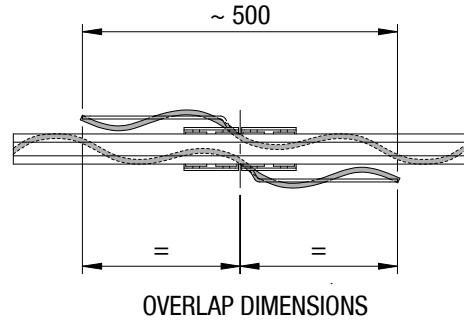
PERONI S.P.A.
 VIA MONTE LEONE, 93
 21013 GALLARATE (VA) - ITALIA
 www.peroni.com

TITLE
 STRAIGHT DOUBLE TRACK, OFFSET OVERLAP
 BOTTOM CORD SETUP, MANUAL OPERATION

SERIES	DRAWING NUMBER	REV.
ATLAS	02	03

CODE	DESCRIPTION	Q.TY
1A01	STRAIGHT TRACK	var.
1A02	JOINT SET	var.
1A03	END STOP	2
1A11	MASTER CARRIER	2
1A15	OVERLAP ARMS KIT	1
1A20	2-WHEEL RUNNER	var.
1A40	RETURN PULLEY	1
1A41	HEAD PULLEY	1
1A48	CORD PICKUP	var.
1A60	SUSPENSION BRACKET	var.
1A63	HOOK CLAMP	var.
1Z01*	FLOOR PULLEY	1
3E8	POLYESTER ROPE	var.

*other options available, see 1Z-Hand Line Pulleys



© PERONI S.P.A. COPYRIGHT
 THIS DRAWING REMAINS THE PROPERTY OF PERONI S.P.A.
 AND MAY NOT BE COPIED OR REPRODUCED IN WHOLE OR IN PART
 WITHOUT PRIOR WRITTEN APPROVAL FROM THIS COMPANY.



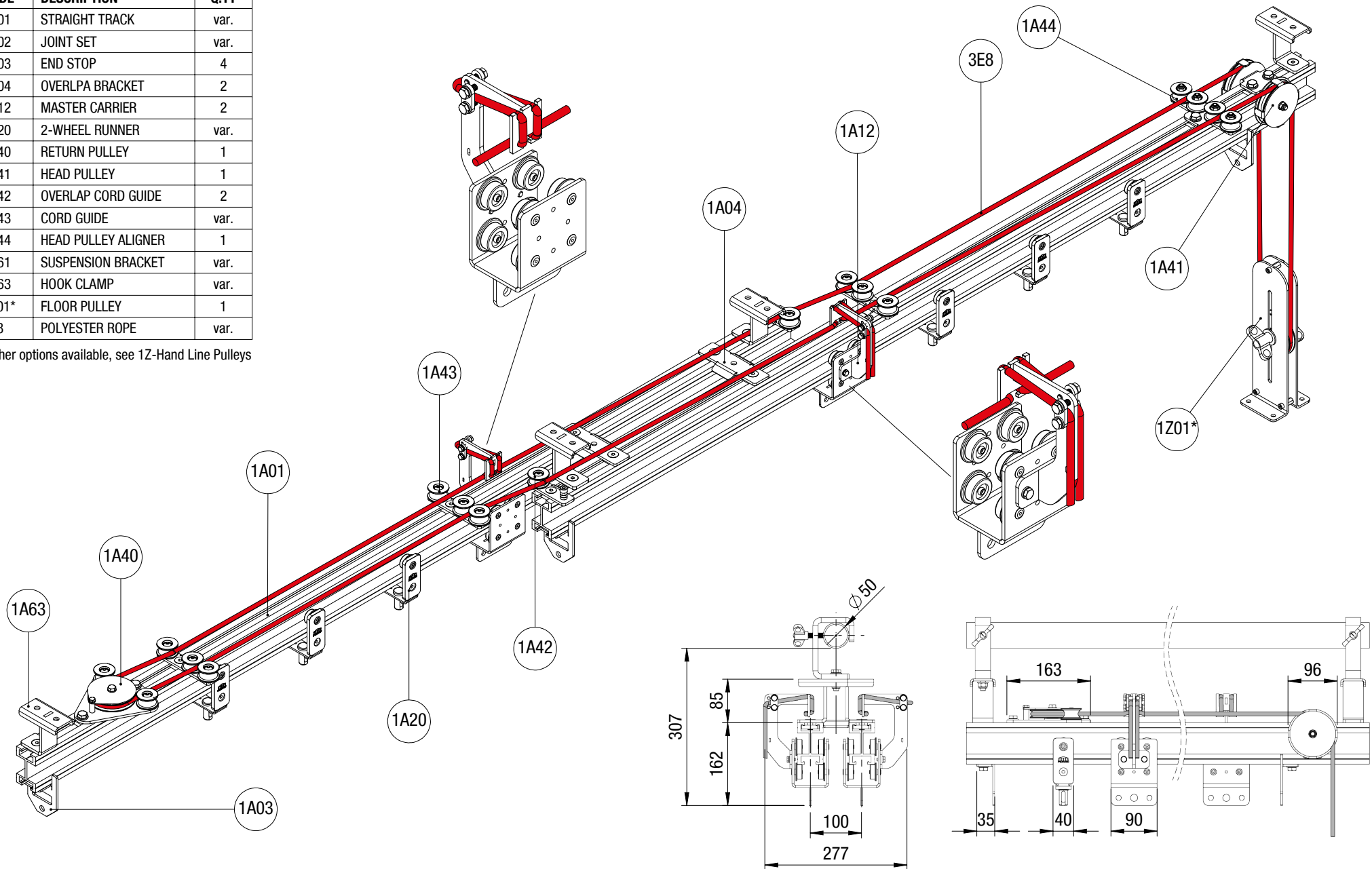
PERONI S.P.A.
 VIA MONTE LEONE, 93
 21013 GALLARATE (VA) - ITALIA
 www.peroni.com

TITLE
 STRAIGHT SINGLE TRACK, OVERLAP WITH ARMS
 TOP CORD SETUP, MANUAL OPERATION

SERIES	DRAWING NUMBER	REV.
ATLAS	03	03

CODE	DESCRIPTION	Q.TY
1A01	STRAIGHT TRACK	var.
1A02	JOINT SET	var.
1A03	END STOP	4
1A04	OVERLPA BRACKET	2
1A12	MASTER CARRIER	2
1A20	2-WHEEL RUNNER	var.
1A40	RETURN PULLEY	1
1A41	HEAD PULLEY	1
1A42	OVERLAP CORD GUIDE	2
1A43	CORD GUIDE	var.
1A44	HEAD PULLEY ALIGNER	1
1A61	SUSPENSION BRACKET	var.
1A63	HOOK CLAMP	var.
1Z01*	FLOOR PULLEY	1
3E8	POLYESTER ROPE	var.

*other options available, see 1Z-Hand Line Pulleys



© PERONI S.P.A. COPYRIGHT

THIS DRAWING REMAINS THE PROPERTY OF PERONI S.P.A.
AND MAY NOT BE COPIED OR REPRODUCED IN WHOLE OR IN PART
WITHOUT PRIOR WRITTEN APPROVAL FROM THIS COMPANY.



PERONI S.P.A.
VIA MONTE LEONE, 93
21013 GALLARATE (VA) - ITALIA
www.peroni.com

TITLE

STRAIGHT DOUBLE TRACK, OFFSET OVERLAP
TOP CORD SETUP, MANUAL OPERATION

SERIES

ATLAS

DRAWING NUMBER

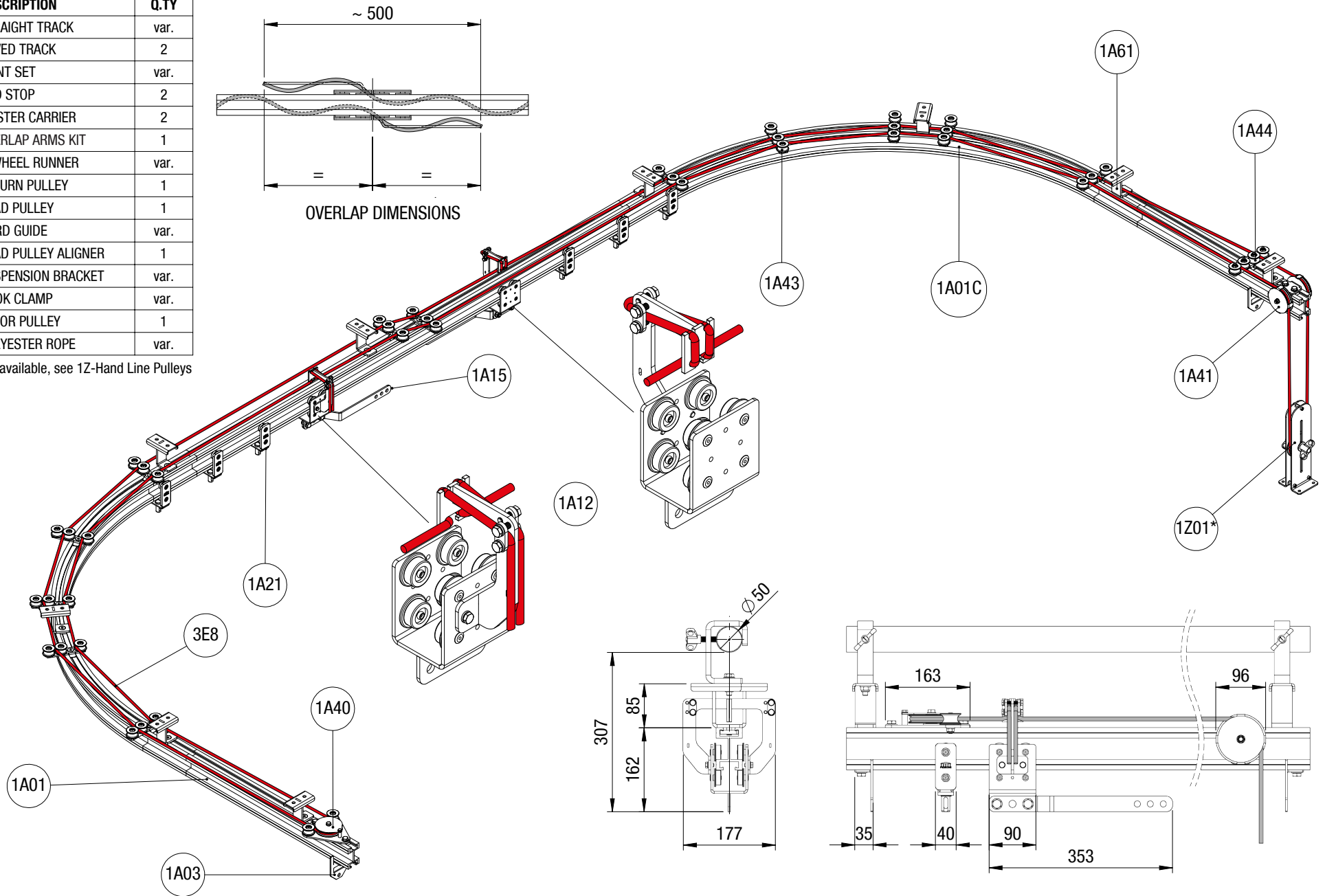
04

REV.

03

CODE	DESCRIPTION	Q.TY
1A01	STRAIGHT TRACK	var.
1A01C	CUVED TRACK	2
1A02	JOINT SET	var.
1A03	END STOP	2
1A12	MASTER CARRIER	2
1A15	OVERLAP ARMS KIT	1
1A21	4-WHEEL RUNNER	var.
1A40	RETURN PULLEY	1
1A41	HEAD PULLEY	1
1A43	CORD GUIDE	var.
1A44	HEAD PULLEY ALIGNER	1
1A61	SUSPENSION BRACKET	var.
1A63	HOOK CLAMP	var.
1Z01*	FLOOR PULLEY	1
3E8	POLYESTER ROPE	var.

*other options available, see 1Z-Hand Line Pulleys



© PERONI S.P.A. COPYRIGHT
 THIS DRAWING REMAINS THE PROPERTY OF PERONI S.P.A.
 AND MAY NOT BE COPIED OR REPRODUCED IN WHOLE OR IN PART
 WITHOUT PRIOR WRITTEN APPROVAL FROM THIS COMPANY.



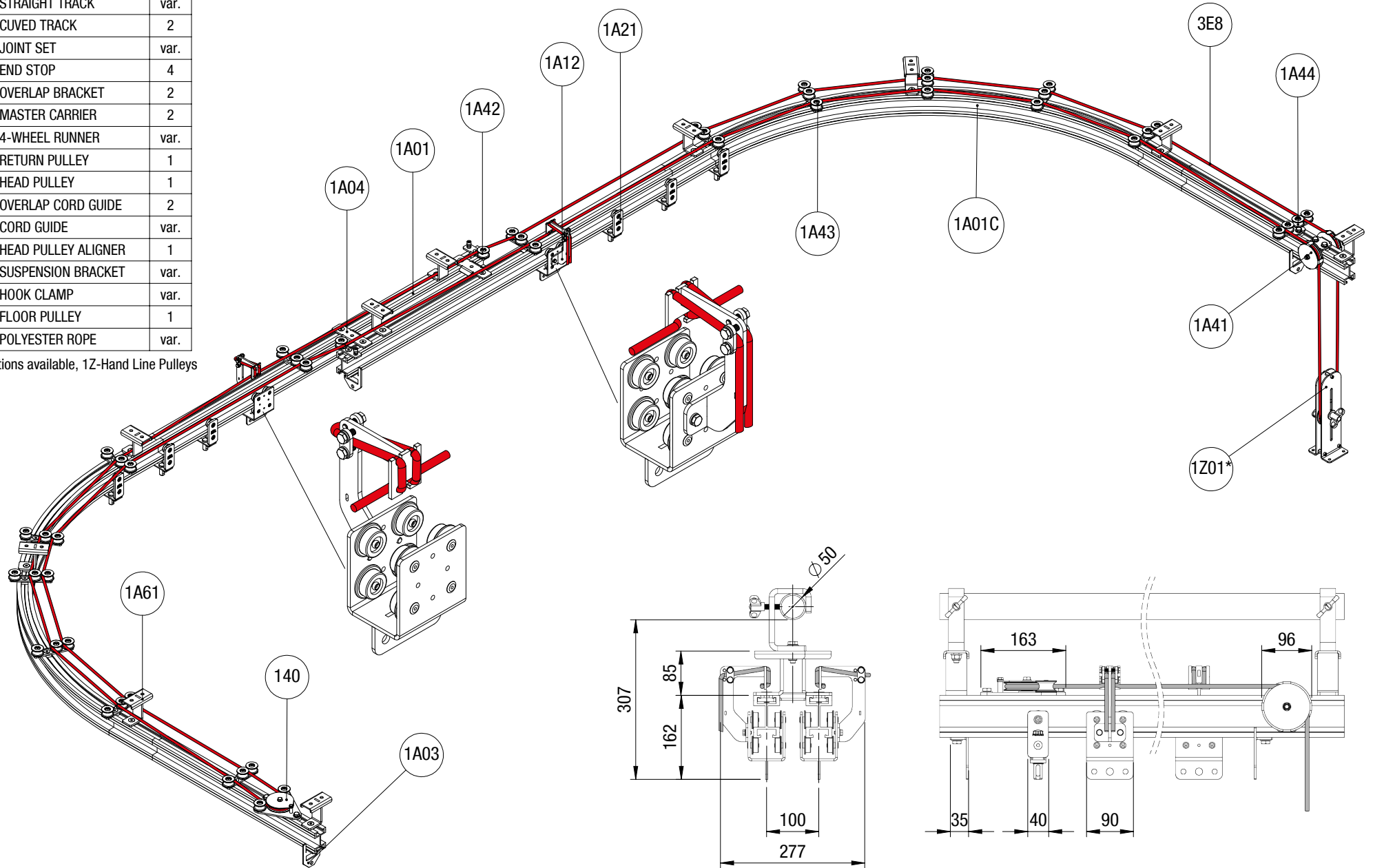
PERONI S.P.A.
 VIA MONTE LEONE, 93
 21013 GALLARATE (VA) - ITALIA
 www.peroni.com

TITLE
CURVED SINGLE TRACK, OVERLAP WITH ARMS
MANUAL CORDED OPERATION

SERIES	DRAWING NUMBER	REV.
ATLAS	05	03

CODE	DESCRIPTION	Q.TY
1A01	STRAIGHT TRACK	var.
1A01C	CUVED TRACK	2
1A02	JOINT SET	var.
1A03	END STOP	4
1A04	OVERLAP BRACKET	2
1A12	MASTER CARRIER	2
1A21	4-WHEEL RUNNER	var.
1A40	RETURN PULLEY	1
1A41	HEAD PULLEY	1
1A42	OVERLAP CORD GUIDE	2
1A43	CORD GUIDE	var.
1A44	HEAD PULLEY ALIGNER	1
1A61	SUSPENSION BRACKET	var.
1A63	HOOK CLAMP	var.
1Z01*	FLOOR PULLEY	1
3E8	POLYESTER ROPE	var.

*other options available, 1Z-Hand Line Pulleys



© PERONI S.P.A. COPYRIGHT

THIS DRAWING REMAINS THE PROPERTY OF PERONI S.P.A
AND MAY NOT BE COPIED OR REPRODUCED IN WHOLE OR IN PART
WITHOUT PRIOR WRITTEN APPROVAL FROM THIS COMPANY.



PERONI S.P.A.
VIA MONTE LEONE, 93
21013 GALLARATE (VA) - ITALIA
www.peroni.com

TITLE

CURVED DOUBLE TRACK, OFFSET OVERLAP
MANUAL CORDED OPERATION

SERIES

ATLAS

DRAWING NUMBER

06

REV.

03