

ShowLED Asterix



Asterix is a power/data supply for the ShowLED range of LED pixels - Animation, Hybrid & Dexter.

It is designed for large LED setups and incorporates features to allow for remote monitoring. The unit has 16 outputs; each port rated at 24V/75 Watts with a total of 1200 Watts/unit.

A user interface gives access to network settings, pixel test procedures and for setting LED configurations with redundancy or repair modes.

Asterix has unique features to protect controller ports and to alert pixel failures. Over voltage, over temperature, over current and short circuits are protected and reported with the built-in Remote Monitoring System (RMS).

Model : Asterix

Part No: SL-AST-001

Electrical:

Supply Voltage	200-240V, 50-60Hz (auto-ranging)
Rated Current	6A (@240V)
Output Power	24V, 75W per port - Total 1200W
Fuse Rating	2x10A-T

Control:

Network control of unit with proprietary protocol to control LEDs

Physical:

2U Rack Mount Chassis	Rack and surface-mountable
Dimensions	480mm (W) x 88mm (H) x 737mm (D)
Weight	13kg
Data Input	RJ-45
Power Input	IEC 60320-C14
Power and Data Output	16 x 4-Pin connector
Airflow	2 Fan input front panel
Operating Temperature	0°C..+50°C, <80% RH
Storage Temperature	0°C..+50°C, <60% RH
Environment	IP20

Accessories:

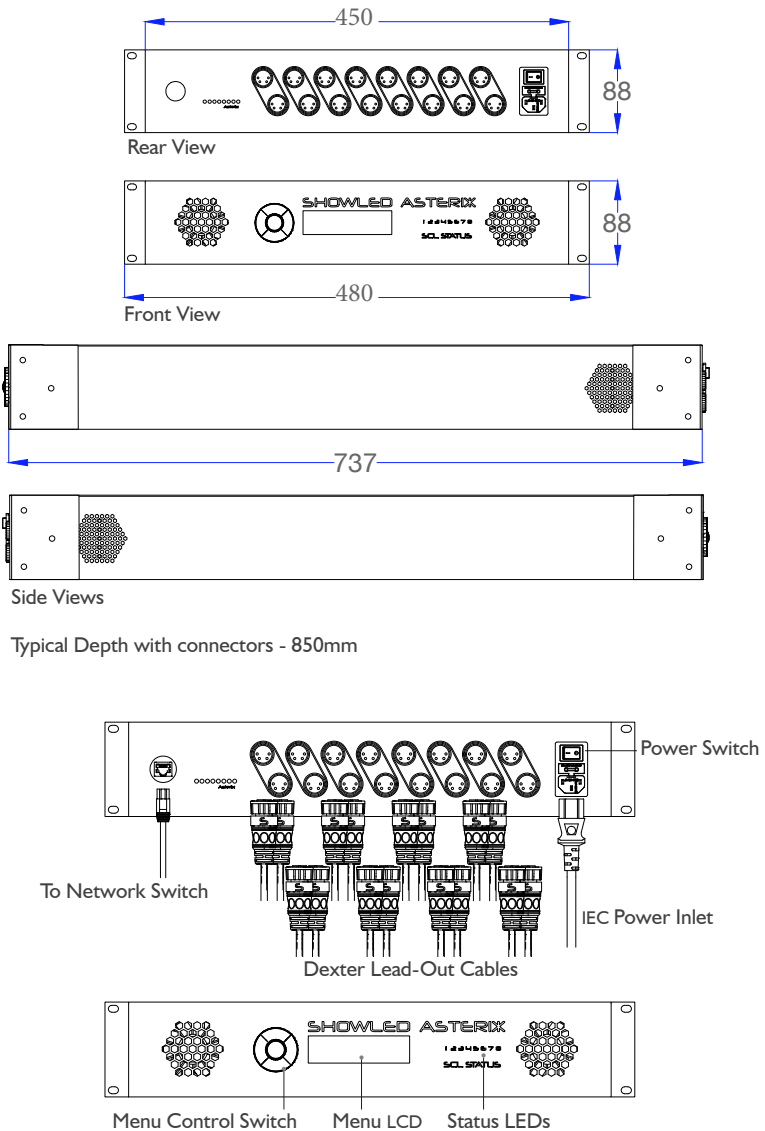
- 1 x Power cable
- 1 x Rack Mounting Kit

Certifications:

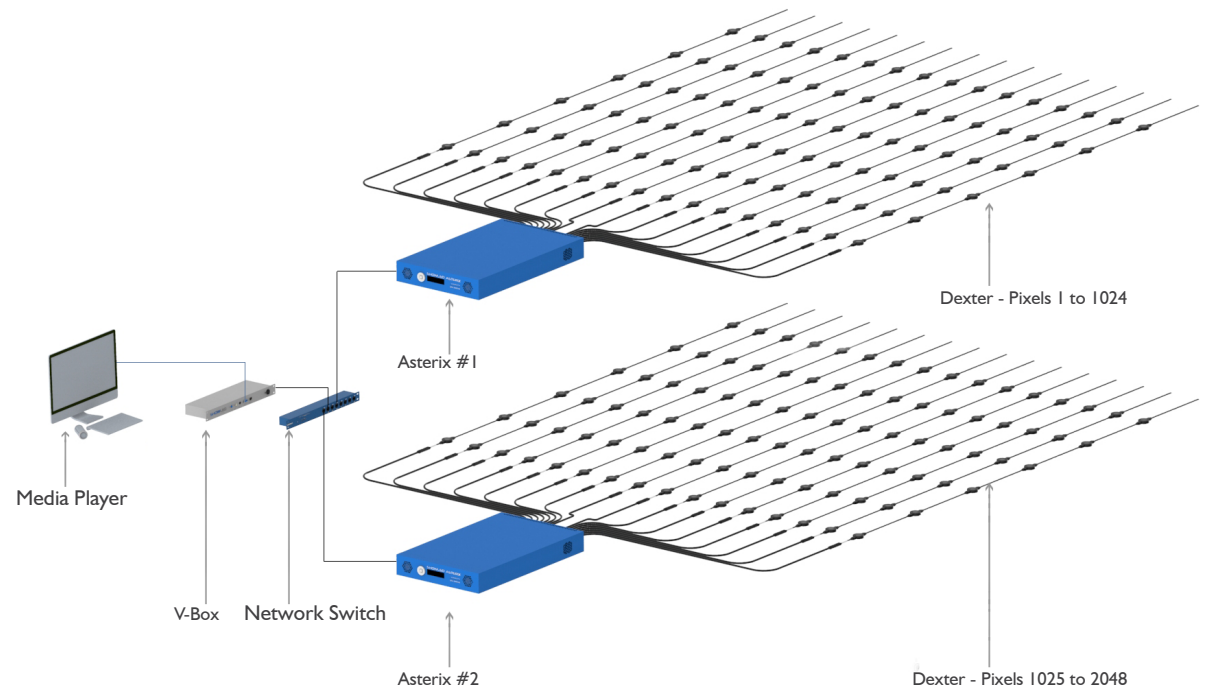
CE, RoHs

ShowLED Asterix

Dimensional Data



Typical Connection Diagram



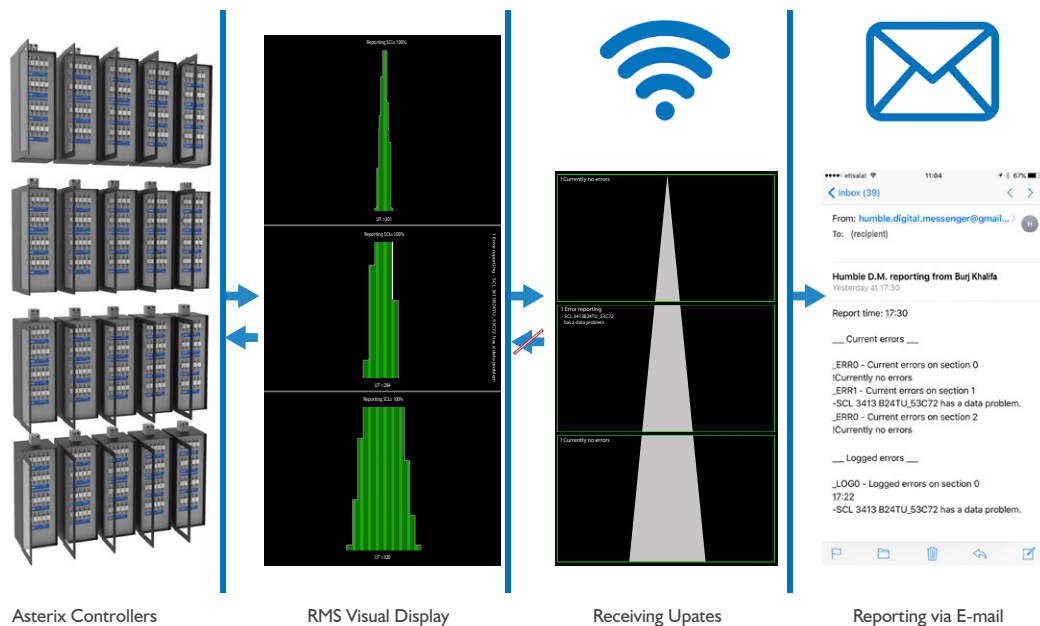
ShowLED Asterix

Remote Monitoring System (RMS)

The RMS system provides real time reporting of the system status indicating any faults and their location on the Media Facade.

With this information, routine and preventative maintenance can be carried out.

Fault information will be notified via an e-mail report.



Smart Current Limiter (SCL)

The ShowLED SCL is the ideal combination between an electronic and a physical fuse. At the time of initial setup, the SCL 'learns' the typical current values of the attached loads. After this learning process the SCL will react fast to a fault condition - within 0.2 seconds, even if the current is only at 105% above the recorded threshold.

Auto-reset: if the fault condition disappears the SCL will auto-reset without the need for a manual intervention.

Physical fuse: a last line of defense in case the power supply or the Smart Current Limiter should fail.

Protection

- over voltage
- over current
- short circuit
- under voltage